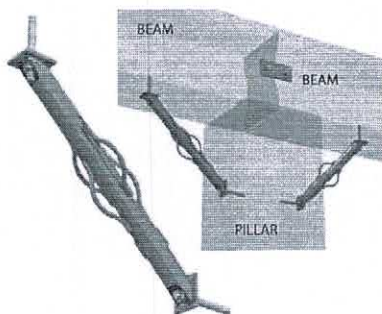


SEISMIC REINFORCEMENT SYSTEM

PILLAR-BEAM FASTENING SYSTEM EDIL TP



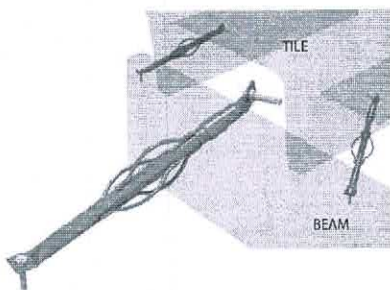
DESIGN PARAMETERS	
YIELDING DISPLACEMENT	±4,5 mm
YIELDING AXIAL FORCE	50 kN
DOWELS	M20
DEFORMING ELEMENTS	4

PILLAR-BEAM CONNECTION SYSTEM EDIL TP-N



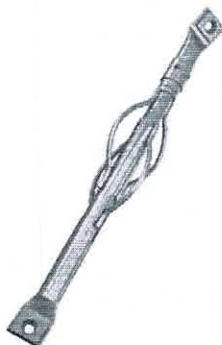
DESIGN PARAMETERS	
DESIGN DISPLACEMENT	±12,5 mm
DESIGN AXIAL FORCE	70 kN
DAMPING	39%
DOWELS	M24
DEFORMING ELEMENTS	6

TILE-BEAM FASTENING SYSTEM EDIL TT



DESIGN PARAMETERS	
YIELDING DISPLACEMENT	±4,5 mm
YIELDING AXIAL FORCE	20 kN
DOWELS	M12
DEFORMING ELEMENTS	4



TILE-BEAM CONNECTION SYSTEM EDIL TT-N



DESIGN PARAMETERS	
DESIGN DISPLACEMENT	±12,5 mm
DESIGN AXIAL FORCE	20 kN
DAMPING	43%
DOWELS	M16
DEFORMING ELEMENTS	4

SEISMIC REINFORCEMENT SYSTEM

VERTICAL PANELS POST-INSTALLED RESTRAINTS EDIL PV




DESIGN PARAMETERS	
HORIZONTAL DISPLACEMENT	±100 mm
DESIGN RESISTANCE	18 kN
DOWELS	M16



EN 1090-1:2011

HORIZONTAL PANELS POST-INSTALLED RESTRAINT EDIL PO


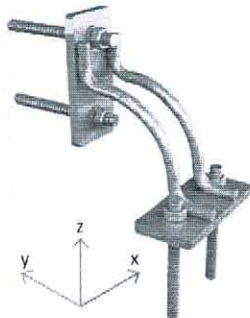


DESIGN PARAMETERS	
HORIZONTAL DISPLACEMENT	±30 mm
DESIGN RESISTANCE	17 kN
DOWELS	2M12 1M16



EN 1090-1:2011

TILE-BEAM FASTENING EDIL CTT

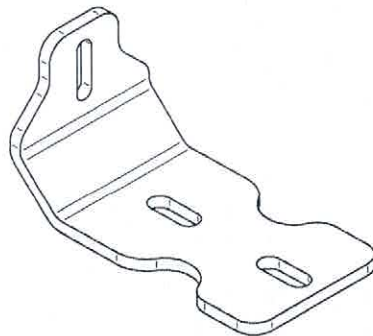


DESIGN PARAMETERS	
DISPLACEMENT DIR. X	±25 mm
DISPLACEMENT DIR. Y	±12,5 mm
RESISTANCE DIR. X	12 kN
RESISTANCE RID. Y	6,5 kN
DOWELS	M12



EN 1090-1:2011

TILE-BEAM RIGID FASTENING EDIL TTR



DESIGN PARAMETERS	
DESIGN SHEAR RESISTANCE	20 kN
DOWELS	M16



EN 1090-1:2011